



Dear Parents

We are pleased to inform you that we will be using an exciting, new phonics scheme, Monster Phonics, from this September from Early Years and upwards throughout the school.

In EYFS/ KS1 we will be teaching daily phonics using the Monster Phonics scheme. The children will also take part in Guided Reading groups using the Monster Phonics reading scheme.

Reception children will be starting this later in the term. This guided reading book will be sent home at the end of each week with your child to share with you. Please return this to school in their book bag each Monday. This book will be familiar to them, as they will have read it in school, and by sharing it with you as well this will help them to further develop their confidence as readers. The children will also bring home additional physical books, which will be closely (but not exactly) matched to their phonic ability, for additional practice.

We are very excited about this new approach and the children are really enjoying learning about the different monsters and their associated sounds in class.

If you have any questions please feel free to ask us and we will do our best to help.

Kind regards,

Mrs Reynolds and Mrs Sterecki

A message from the Monster Phonics team

We know that children learn best when parents and teachers follow the same methods.

Working in the same way is vital for reinforcing learning. So here is some information to help you use the Monster Phonics approach which your child is following at school.

Monster Phonics accelerates progress, so it is important to use this approach at home whenever you are helping your child with phonics or learning spellings.

Follow the [Parent Guide](#) to help you best support your child reading Monster Phonics books.

The Monster Phonics Reading Scheme

Monster Phonics makes learning fun and more memorable. Rather than relying on rote learning, Monster Phonics uses colour-coding to promote understanding, which leads to children becoming confident, independent learners. Confidence builds their passion for school and for life.

What is Monster Phonics?

The 26 letters of the alphabet and combinations of these letters make 44 speech sounds in English. The 44 sounds (phonemes) are spelt by 144 different letter combinations (graphemes). For example, the sound A is spelt several different ways, including ay (play) and ai (train).

Monster Phonics teaches children to read by enabling them to identify the individual graphemes (letter combinations) and blend the sounds (phonemes) together to read the word.

To support this process, Monster Phonics uses the 10 monsters to categorise all sounds into 10 simple areas. Furthermore, each monster has a different colour and that colour represents that way of spelling the sound.

Watch the video



Find out more about how Monster Phonics works

Visit <https://monsterphonics.com/how-it-works/>

Why does it improve learning?

The child learns through the assignment of colour and the linkage of the sound, as well as seeing the colour, creating more ways of remembering the spelling.

In school we will be using games, songs and activities that continuously reflect this way of learning, so that structure is constantly seen, heard and experienced by your child. This consistency is critical in ensuring that a complicated language is learnt in the most simplistic way. Therefore it would be helpful for you to use Monster Phonics where possible at home.

Find out more about Monster Phonics

- Attend one of our [Parent Webinars](#)
- Read an [eBook](#)
- Watch a Monster Phonics [Story Time](#)
- Read a [review](#) and if you like Monster Phonics, add one too
- **Free resources for parents**
Activities
- <https://monsterphonics.com/free-phonics-worksheets/>
- **Ideas for learning spellings**
- <https://monsterphonics.com/free-resources/fun-ways-to-help-children-learn-phonics-spelling/>
- **Games**
- <https://monsterphonics.com/games/>
- **Flashcards**
- <https://monsterphonics.com/flashcards-2/>
- **Information about phonics**
- <https://monsterphonics.com/how-it-works/letters-and-sounds/>
- <https://monsterphonics.com/how-it-works/ks1-spelling-curriculum/>
- <https://monsterphonics.com/the-phonics-screening-check/>

For help or further information please email:

info@monsterphonics.com




Meet the Monsters

Long A sound



Long oo sound




Long E sound



Long ow sound



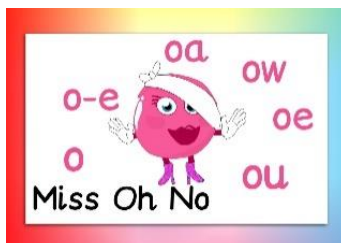
Long I sound



Silent Letters that have no sound



Long O sound



Tricky Letters that make a different sound



Long U sound

